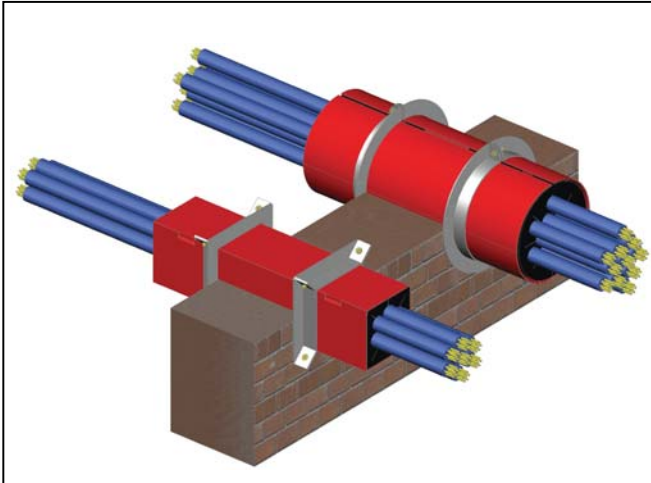


Cable Transit / Pass Through

part of the fireclamp™ firestop system



product description

Abesco CT120 Cable Transits (Fireclamp) are a one-piece hinged metal firestop device designed for quick installation into fire-rated floors and walls.


The square or round devices form a steel sleeve, which contains the heat reactive graphite based intumescent material with foam smoke seals and optional mounting brackets.

The transits can be easily opened to provide an easy retro-fit option or new construction where a permanent firestop application is needed. Designed to accommodate a multitude of penetrations and can be re-entered with new penetrations at anytime.

When exposed to temperatures of approximately 149°C (300°F) the graphite based intumescent material begins to expand (intumesce) rapidly to form a solid insulating char plug which effectively closes and seals the CT120 to prevent the passage of fire and smoke thru the fire-rated wall or floor.

The CT120's ganged devices are fixed in position using specially designed CT Mounting Flanges which clamp onto the transit and require no additional fixing to the wall or floor (Mounting flanges sold separately).

- Easy installation - saves labor cost
- Quick and easy re-running of cable and other services
- Able to be retrofit around existing penetrations in single or multiple configurations
- Intumescent material unaffected by moisture
- Suitable for use in concrete walls and floors, gypsum walls, and wooden floors
- Flexible - multiple options to meet your current or future needs
- 0-100% fill
- Holes can be cut with standard hole or core saws
- Round devices can be fitted into standard 2" and 4" rigid conduit
- Will accept a wide array of penetration types and sizes
- Along with our fire ratings our devices have excellent smoke leakage numbers (L ratings)
- Approved worldwide and recognized by independent authorities
- Tested in accordance with EN1366-3, BS476-20, ASTM814 (UL1479), and AS1530-4



Abesco LLC
9561 Satellite Blvd.
Unit 325
Orlando, FL 32837
USA

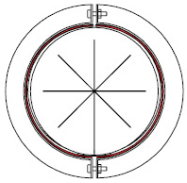
Tel: 888-FIRESTP
Tel: 407-851-3300
Fax: 407-851-3388
Email: ustechnical@abesco.net
Web: www.abesco.net

As part of our policy of ongoing improvement, we reserve the right to modify, alter or change product specifications without giving notice. Product illustrations are representations only. All information contained in this document is provided for guidance only, and as Abesco has no control over the installation methods of the products, or of the prevailing site conditions, no warranties expressed or implied are intended to be given as to the actual performance of the products mentioned or referred to, and no liability whatsoever will be accepted for any loss, damage or injury arising from the use of the information given of products mentioned or referred to herein.

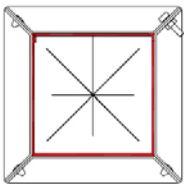
Cable Transit / Pass Through

part of the fireclamp™ firestop system

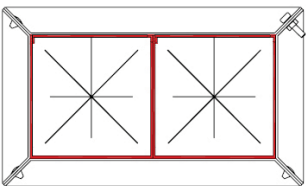
CT120 install configurations



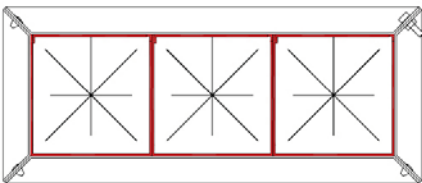
CT120/R with CT/R Mounting Flange



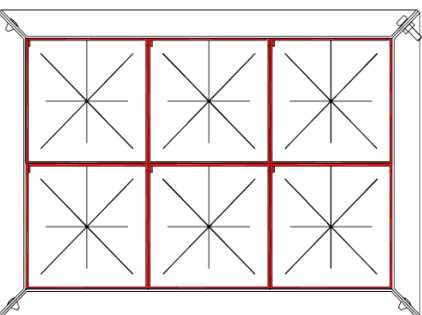
CT120 with CT Mounting Flange



2 x CT120 with Duplex CT Mounting Flange



3 x CT120 with Triplex CT Mounting Flange



6 x CT120 with Sixplex CT Mounting Flange

physical properties

Nominal Size	64mm / 2.5" CT	102mm / 4" CT	50mm / 2" CT/R	100mm / 4" CT/R
Dimensions	64 x 64mm 2.5" x 2.5"	102 x 102mm 4" x 4"	50 mm OD 2" Diameter	100mm OD 4" Diameter
Shape	Square	Square	Round	Round
Gauge	22	22	22	22
Length	All devices are standard 254mm / 10" in length Can be up to 330mm / 13" in length			

application

Abesco CT120 Cable Transits are used to seal cables which penetrate through up to 4 hour fire-rated concrete walls and floors, and are suitable for most common types of construction including concrete floors, concrete walls, concrete block walls and gypsum drywall assemblies, and rated wooden floor constructions.

Individual CT120 Cable Transits can be ganged together to form duplex, triplex, or sixplex units using special CT Mounting Flanges (which are supplied separately).

Suitable for data, communications and electrical supply cables, and even pipes; CT120 Cable Transits offer flexibility, expandability, and reliability from 0-100% fill.

accessories

Abesco CT Mounting Flange Sets offer a unique fixing device that requires no mechanical fixing to the wall or floor. Each set consists of two complete flanges which are friction fitted around the CT120 device/s on either end to keep the device locked in place. The flanges can be easily removed if future maintenance is required leaving no damage to the wall or floor.

Abesco CT Stud Mounting Brackets allows a single square or round CT120 device to be fitted to a drywall stud prior to the board being applied. This allows for cable runs prior to the drylining process. The bracket is simply screwed onto the stud and friction fits the CT120 in place.



Abesco LLC
9561 Satellite Blvd.
Unit 325
Orlando, FL 32837
USA

Tel: 888-FIRESTP
Tel: 407-851-3300
Fax: 407-851-3388
Email: ustechnical@abesco.net
Web: www.abesco.net

As part of our policy of ongoing improvement, we reserve the right to modify, alter or change product specifications without giving notice. Product illustrations are representations only. All information contained in this document is provided for guidance only, and as Abesco has no control over the installation methods of the products, or of the prevailing site conditions, no warranties expressed or implied are intended to be given as to the actual performance of the products mentioned or referred to, and no liability whatsoever will be accepted for any loss, damage or injury arising from the use of the information given of products mentioned or referred to herein.

Cable Transit / Pass Through

part of the fireclamp™ firestop system

ordering information

Code	Description	Tint	Size	Size	Shape	Per Case
CT120 Devices						
31938	CT120/R Cable Transit Device (50mm / 2")	Red	50mm Dia.	2"	Round	6
31950	CT120/R Cable Transit Device (100mm / 4")	Red	100mm Dia.	4"	Round	6
31940	CT120 Cable Transit Device (64mm / 2.5")	Red	64 x 64mm	2.5"	Square	6
31942	CT120 Cable Transit Device (102mm / 4")	Red	102 x 102mm	4"	Square	6
CT Mounting Flange Sets						
31968	CT/R Mounting Flange Set	Galv	50mm Dia.	2"	Round	1
31998	CT/R Mounting Flange Set	Galv	100mm Dia.	4"	Round	1
31972	CT Mounting Flange Set (Single)	Galv	64 x 64mm	2.5" by 2.5"	Square	1
31974	CT Mounting Flange Set (Duplex)	Galv	64 x 130mm	2.5" by 5"	Rectangle	1
31976	CT Mounting Flange Set (Triplex)	Galv	64 x 195mm	2.5" by 7.5"	Rectangle	1
31978	CT Mounting Flange Set (Sixplex)	Galv	130 x 195mm	5" by 7.5"	Rectangle	1
31982	CT Mounting Flange Set (Single)	Galv	102 x 102mm	4" by 4"	Square	1
31984	CT Mounting Flange Set (Duplex)	Galv	102 x 204mm	4" by 8"	Rectangle	1
31986	CT Mounting Flange Set (Triplex)	Galv	102 x 306mm	4" by 12"	Rectangle	1
31988	CT Mounting Flange Set (Sixplex)	Galv	204 x 306mm	8" by 12"	Rectangle	1
CT Stud Mounting Brackets						
32170	CT/R Stud Mounting Bracket (50mm / 2")	Galv	-	-	Round	24
32185	CT/R Stud Mounting Bracket (100mm / 4")	Galv	-	-	Round	24
32175	CT Stud Mounting Bracket (64mm / 2.5")	Galv	-	-	Square	24
32180	CT Stud Mounting Bracket (102mm / 4")	Galv	-	-	Square	24

Abesco CT120 Cable Transit devices are individually boxed and labelled but sold in shipping cases of 6 devices.

Abesco CT Mounting Flange Set and CT Stud Mounting Brackets are packed and labelled individually in clear sealed bags before being packed into their shipping cases.

Abesco CT Mounting Flange Sets include brackets for both sides of walls or floors. Ask about how our CT120 Cable Transits can be top side only mounted in floors.

Custom sizes can be requested.

testing and performance data

Tested in accordance with the methodology and criteria described in:

BS 476-20 (up to 4 hours)

EN 1366-3 (up to 4 hours)

ASTM E814 / UL 1479 (Classified up to 4 hours)



FILL VOID OR CAVITY
MATERIALS FOR USE IN
THROUGH PENETRATION
FIRESTOP SYSTEMS SEE UL
DIRECTORY OF PRODUCTS
CERTIFIED FOR CANADA AND UL
FIRE RESISTANCE DIRECTORY



Abesco LLC
9561 Satellite Blvd.
Unit 325
Orlando, FL 32837
USA

Tel: 888-FIRESTP
Tel: 407-851-3300
Fax: 407-851-3388
Email: ustechnical@abesco.net
Web: www.abesco.net

As part of our policy of ongoing improvement, we reserve the right to modify, alter or change product specifications without giving notice. Product illustrations are representations only. All information contained in this document is provided for guidance only, and as Abesco has no control over the installation methods of the products, or of the prevailing site conditions, no warranties expressed or implied are intended to be given as to the actual performance of the products mentioned or referred to, and no liability whatsoever will be accepted for any loss, damage or injury arising from the use of the information given of products mentioned or referred to herein.